

Sub Plans - Day 1

Morning Message and Morning Activity

Good morning boys and girls,

Greetings,

Today is _____. The weather outside is _____.

Please complete in your Journals

Daily Assignment - Journal

My favorite flower is a _____.

rose or tulip

Draw an illustration to go along with your writing

Literacy Activity

Fluffy is a cat.

She likes to play.

Fluffy can jump very high.

What kind of animal is Fluffy?
dog or cat

What does she like to do?
run or jump

What can Fluffy do?
jump high or walk

Please Complete 20 minutes on Seesaw.


Classwork: Math:

Directions: On a piece of paper, write the missing numbers.

1. _____ 8 _____
2. 11 _____ 13
3. 17, 18, 19, _____
4. _____, 16, _____
5. 8, 7, 6, 5, _____, 3 _____, 1, _____

Math:

Directions: Draw cube trains to match the number. (see the picture below)



Draw cube trains for the number 12.

Draw cube trains for the number 14

Draw cube trains for the number 16.

Draw cube trains for the number 18.

Draw cube trains for the number 20


Science:


Directions:


Read the story and answer the following questions:

Animals


The frog jumps. 


The bird chirps. 


The bee buzzes. 

The ladybug flies. 

What does the ladybug  do? _____

What does the frog  do? _____

What does the bird  do? _____

What does the bee  do? _____

Please post all answers on Class Dojo

Day 2

Please write in your Journals

Directions: write the sentence and then add your response and illustrate it.

My favorite thing to do with my family is _____.

Literacy Activity:

Directions: Use the correct word to complete the sentence.

the she was have ride

1. The brown dog _____ barking.
2. I saw _____ bee fly away.
3. _____ wants to hold the rabbit.
4. I _____ a bat and a ball.
5. He likes to _____ his bike.

When finished, please explore Brain Pop Jr - "Animal Habitats" in Clever.

Math:

Directions:

Read the math stories. Fill in the number sentence.

1. Sara had 4 cookies for a snack. Her mom gave her 2 more cookies. How many cookies does Sara have now?

$$4 + 2 = \underline{\hspace{2cm}}$$

Sara ate 3 of her cookies. How many cookies does Sara have now?

$$6 - 3 =$$

2. Ben had 9 baseballs. He lost 4 of his baseballs. How many baseballs does Ben have now?

$$9 - 4 =$$

Then Ben's dad gave him 2 more baseballs. How many baseballs does he have now?

$$5 + 2 = \underline{\hspace{2cm}}$$

3. Kate had 6 flowers. She found 4 more flowers. How many flowers does Kate have now?

$$6 + 4 = \underline{\hspace{2cm}}$$

Kate gave 3 flowers to her teacher. How many flowers does she have now?

$$10 - 3 = \underline{\hspace{2cm}}$$

Do 20 minutes on Seesaw when you are finished with the assignment.

Science :
Earth Day Unit

Directions: Listen to the story, **Our Earth Helping Out** by Peggy Hock on Youtube

After listening to the book, please fill in the answers.

3 items I can **recycle** are:

1. _____

2. _____

3. _____

2 items I can **reuse** are:

1. _____

2. _____

1 way I can **reduce** is:

Day 3

Daily Work

Directions: write the sentence and then add your response and illustrate it.

My favorite thing to do is _____.
dancing or singing

Literacy Activity:

Sequence Writing: read the story and fill in the correct answers.

The Rainy Day

Today is a rainy day.

I will walk to my friend's house.

First I will put on my rain boots.

Then I will put on my rain coat.

Last I will open up my umbrella.

1. What did I put on first? _____.
2. Then I put on my _____.
3. What happened last? _____.

Read the sight words and have your child write them 5 times each.

Practice using them in a sentence.

1. away
2. by
3. he

4. must
5. no
6. there

When finished, please explore the SeeSaw lessons in Clever.
Username is your child's ID#. Password = DOB

Math:

Directions: Read the word problems and draw pictures to match.

1. There are 14 kids in our class. 10 are girls and 4 are boys.
2. Pat has 16 marbles. 10 are red and 6 are blue.
3. At recess, 17 kids were playing. 10 were playing baseball and 7 were playing basketball.

Science:

Life Cycle of Plants Unit

Directions: Read the story, Planting a Rainbow by Lois Ehlert on Bookflix (animals & nature) - Children's fiction book read aloud. "An array of collages follows the progress of a mother and daughter as they plant bulbs, seeds, and seedlings and watch them grow into a rainbow of colorful flowers.

<https://www.youtube.com/watch?v=sti3PXBeVag>

Draw the plant's life cycle in a Flow map form. Please put sequencing numbers on the top of every box.

For differentiation please write sentences under your illustrations.